

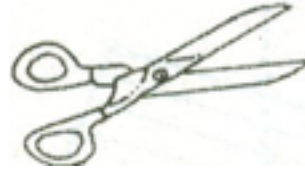
Vocabulary Book Foldable

Instructions:

1. Fold a sheet of notebook paper in half vertically, like a hotdog.

2. On one side, cut every third line. This usually results in ten tabs.

3. Label the tabs on the outside with a vocabulary word. Label the tabs on the inside with a picture or example. Label the line connecting to the tab with a definition of the word.



Vocabulary Foldable Rubric

1) Tab with word, clearly and neatly printed.

_____ points

2) a. Tab with picture or image that will help you remember the word. This picture does not have to be literal.

_____ points

OR

2) b. Tab with either an example, a formula or equation that helps convey the meaning of the word through context



_____ points

3) Tab with the definition of the word.

_____ points

4) No spelling, capitalization or punctuation errors.

_____ points

	Vocabulary Word
Picture or Example	Definition
	The smallest unit of matter.
	Hypothesis
	To come to a conclusion based on evidence and observation.